

February 17, 2016

Watermain Replacement on Ferris Road from Rexleigh Drive to Dawes Road Druid Court and Cedarcrest Boulevard

Contract: 15ECS-LU-14SU
Revised Start Date: February, 2016
Phase 4 & 5 End Date: March 18, 2016
Phase 6 End Date: April 1, 2016
Phase 7 End Date: June 30, 2016

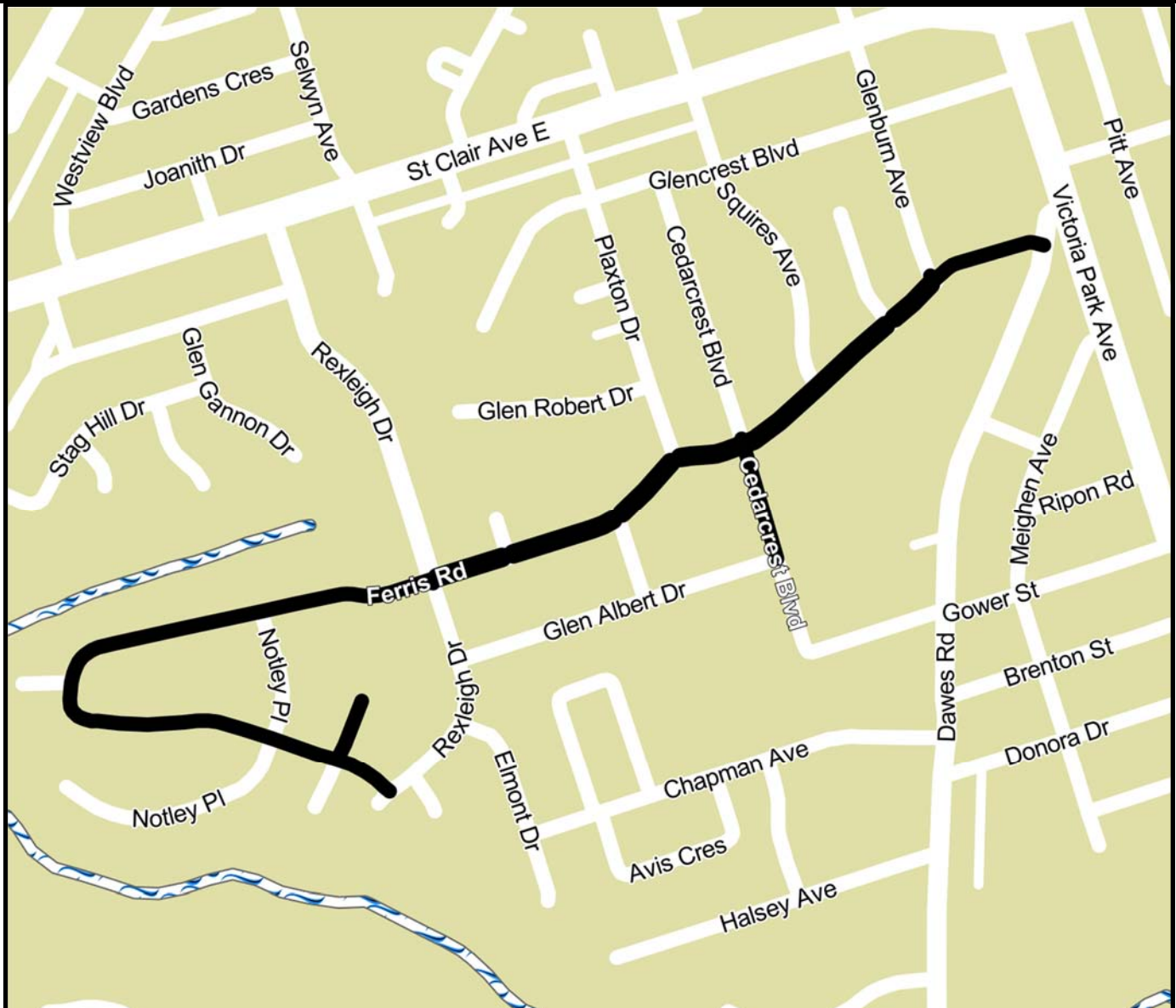
**Timeline is subject to change.*

Watermain and water service replacement work continues to progress on Ferris Road. Further to the update sent in early February, this update serves to inform you that the contractor is moving into phases 4 and 5. Please note that as watermain work is completed, crews replacing sub-standard water services will follow.

The work is taking place on Ferris Road from Rexleigh Drive to Dawes Road, Druid Court and Cedarcrest Boulevard from the existing dead end 27 m south of Ferris Road to the existing dead end 45 m north of Glen Albert Drive. There will be ongoing local lane closures along Ferris Road between Ferris Crescent to Squires Avenue and on Cedarcrest Boulevard while crews complete the watermain installation.

We recognize that a project of this nature is disruptive to the community and will take all necessary measures to mitigate the impacts we appreciate your patience.

MAP OF WORK AREA



WORK UPDATE

These schedule dates are tentative and subject to change based on site specifics. Should changes be significant, you will be provided a new update. Work will proceed in these phases:




- **Phase 4 Ferris Road from Ferris Crescent to Squires Avenue**
Watermain installation will start February 24, 2016 and end March 18, 2016
- **Phase 5 Cedarcrest Boulevard**
Watermain installation will start February 24, 2016 and end March 18, 2016
- **Phase 6 Ferris Road from Squires Avenue to Dawes Road**
Watermain installation will start March 7, 2016 and end March 22, 2016
- **Phase 7 Ferris Road from Victoria Park to Dawes Road**
Crews will transfer water services, complete arterial connections and complete restoration work starting February 24, 2016 and ending June 30, 2016







IMPORTANT INFORMATION ABOUT LEAD WATER SERVICES

If you live in a house that was built before the mid-1950s, your water service may be made of lead. Please read the attached fact sheet with important information about the risks of lead in drinking water, especially if someone in your house is pregnant, there are children under six years old, or there is an infant drinking formula made from tap water. Visit Toronto.ca/leadpipes

WHAT TO EXPECT DURING CONSTRUCTION

- You may experience dust, noise and other inconveniences. The City will make efforts to reduce the impacts. Your patience is appreciated.
- Property owners should remove items located within City property limits (boulevard), such as landscaping and / or decorative objects. If you have a sprinkler system within the boulevard, please contact the Field Ambassador listed on page 3. The City will not be responsible for damage to any privately owned items on City property.

	<p>Work Hours: Work will take place from 7:00 a.m. to 7:00 p.m., Monday to Friday, with work after hours and on weekends as required.</p>								
	<p>Water Service Disruptions: From time-to-time, the water supply to your property will be shut-off to complete construction; the contractor will provide at least 24-hour advance notice. Throughout the work, it is recommended that you temporarily disconnect any water treatment systems (i.e. softeners or filters), water-cooled air conditioners or similar plumbing fixtures. Automatic lawn sprinkler systems may also be affected, therefore, you may need to water manually. In the event you did not receive advanced notice, an emergency water shut off could have been necessary.</p>								
	<p>Substandard Water Service Replacement: Please take the time to read the attached fact sheet carefully as it contains important information on lead in drinking water and how to prepare for replacement. If you want to replace your part of the water service pipe, please get at least three quotes, you can contact the City's contractor for one of your quotes.</p> <p>Water Service Replacement Contractor:</p> <table data-bbox="332 1997 1331 2145"> <tr> <td>Company/Contractor:</td> <td>Pachino Construction Co. Ltd.</td> </tr> <tr> <td>Contact Person:</td> <td>Carlo Luberto</td> </tr> <tr> <td>Phone:</td> <td>416-528-9377</td> </tr> <tr> <td>Contract No.</td> <td>15ECS-LU-14SU</td> </tr> </table> <p>PLEASE NOTE: (any contract entered into to replace water services is between the home owner and the contractor.)</p>	Company/Contractor:	Pachino Construction Co. Ltd.	Contact Person:	Carlo Luberto	Phone:	416-528-9377	Contract No.	15ECS-LU-14SU
Company/Contractor:	Pachino Construction Co. Ltd.								
Contact Person:	Carlo Luberto								
Phone:	416-528-9377								
Contract No.	15ECS-LU-14SU								

	<p>Road and Sidewalk Access: In order to complete the work in a safe manner, there will be road and sidewalk restrictions within the construction work area.</p> <p>Driveway Access: The contractor will notify you of any temporary restrictions to your driveway access. If your property has two entrances, one entrance will be kept open at all times. Access for emergency vehicles will be maintained at all times.</p> <p>Accommodation: Residents that require accommodation must contact the Field Ambassador to arrange for access during the construction period.</p>
	<p>Traffic Management: Efforts have been made to manage traffic in the area for the safety of workers, road users and residents. Road users should expect delays and increased traffic on nearby main and side streets.</p> <p>Traffic on Ferris Road, Druid Court and Cedarcrest Boulevard will be reduced to one lane during construction activities.</p>
	<p>Parking: Parking in the active work zone is not permitted due to space requirements for construction equipment and materials. If your parked vehicle affects the construction work, it will be re-located with no charge to the owner. Please contact parking control for the location of your vehicle at 416-808-2222.</p> <p><i>In the event you receive a traffic ticket for on-street parking during this period of construction, please immediately contact the Field Ambassador listed below, so that your tickets can be cancelled.</i></p> <p>Please note that parking tickets cannot be cancelled if vehicles have parked in illegal parking spots such as hydrant violations or no parking zones or if they are submitted to the Construction Inspector later than three days of receipt.</p>
	<p>Garbage & Recycling: Please follow your normal routine. If required, the contractor will move bins to an appropriate location and return them. <i>Please ensure that you label your bins with your address.</i></p>
	<p>Snow Removal: Within the limits of the construction zone, the contractor is responsible for providing ice and snow removal to maintain safe sidewalks and roads. <i>Residents are still responsible for winter maintenance of their driveways.</i></p>
	<p>Restoration: The construction work area will be restored with sod and/or asphalt where required. Interlocking bricks, flagstone on a granular base, or other similar features that are removed during construction will be replaced. Lawn seeding and/or laying of sod will be done as needed during ideal growing seasons only - in the spring (April to June) and fall (September to October).</p>
	<p>TTC Service: This project may affect travel times on the 23 Dawes Road bus route. Visit ttc.ca for accurate schedule information.</p>

NEED MORE INFORMATION?

If you have questions about the upcoming work, please contact us and quote **Contract # 15ECS-LU-14-SU**

<p>Field Ambassador</p>	<p>John Croxall, 416-473-5799, john.croxall@ghd.com</p>
<p>TTY Hearing Impaired Service</p>	<p>416-338-0889 (7 Days a week, 8:00 am – 5:00 pm, closed holidays)</p>
<p>General inquiries</p>	<p>311</p>
<p>Website</p>	<p>toronto.ca/improvements/ward31.htm</p>

Thank you for your patience. Building a great city takes time. Better infrastructure for all of us is worth the wait.