

August 2, 2016

Watermain Replacement, Road Resurfacing and Trench Restoration on Shuter Street From Yonge Street to Sherbourne Street

Contract #: 16ECS-TI-18SP

Expected Start Date: August 8, 2016

Expected End Date: October 28, 2016

**Timeline is subject to change.*

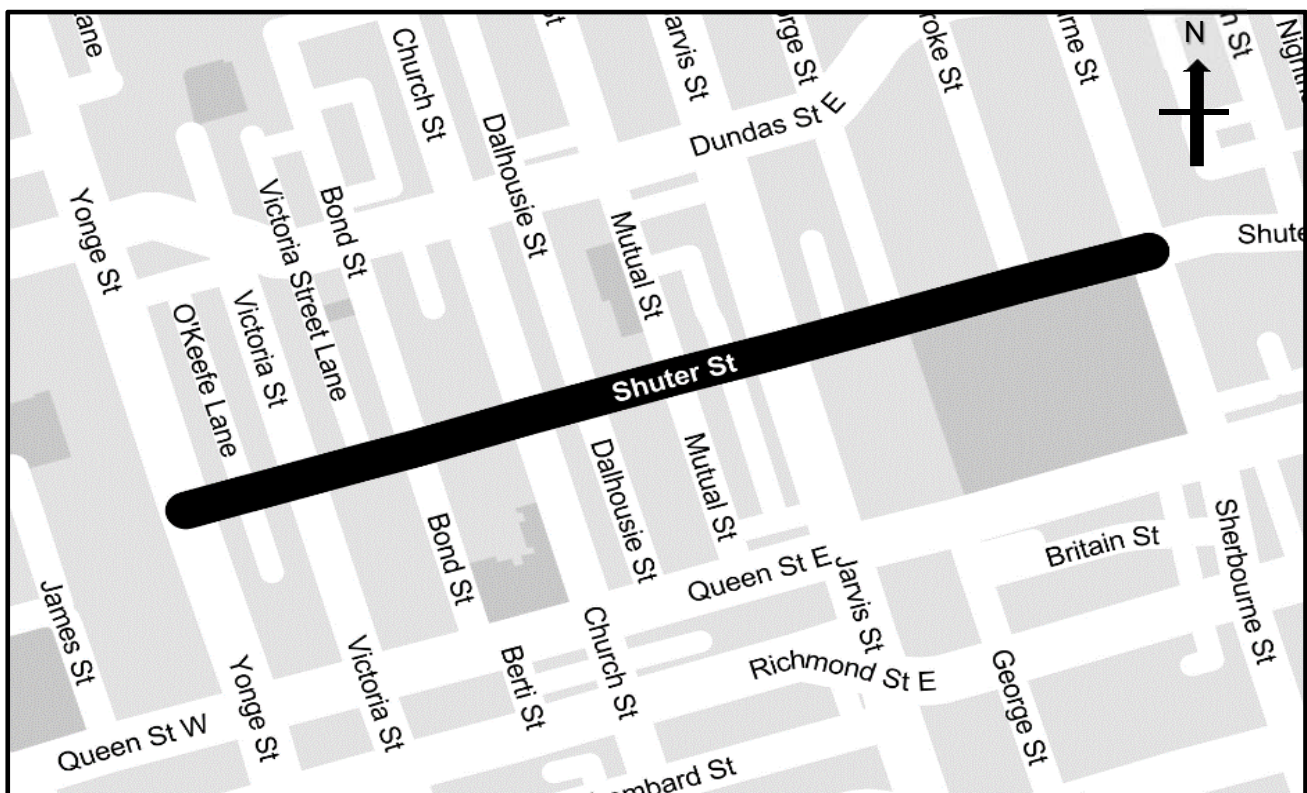
The City of Toronto is replacing the 140 year-old watermain and the City-owned portion of substandard water services on Shuter Street from Yonge Street to Sherbourne Street. This project also involves road resurfacing from Yonge Street to Church Street.

The water service is the underground pipe that brings water to your property and is owned by you and by the City. The part you own is from your house to the end of your property, the part the City owns is from the end of your property to the watermain.

This project is part of the Council-approved 2016 Capital Works Program to renew our aging infrastructure, improve water distribution and reduce the risk watermain breaks and is part of the City's comprehensive and coordinated strategy to rehabilitate and upgrade our roads for current and future needs.

You may receive more than one Pre-Construction or Construction Notice from the City of Toronto. There are a number of projects planned downtown this summer. You can sign up for email updates using the webpage listed on page 4.

MAP OF WORK AREA



IMPORTANT INFORMATION ABOUT LEAD WATER SERVICES

If you live in a house on this stretch of Shuter Street that was built before the mid-1950s, your water service may be made of lead. Please read the attached fact sheet with important information about the risks of lead in drinking water, especially if someone in your house is pregnant, there are children under six years old, or there is an infant drinking formula made using tap water.

WORK DETAILS

This work on this project has been phased in order to be the least disruptive to businesses, residents and road users.

Phase 1: Yonge Street to Victoria Street

- Excavate a section of Yonge Street on the northbound lane at Yonge Street intersection to connect the new watermain to the existing water main connection.
- Excavate the road and dig a trench to access and install the new watermain
- Replace any City-owned water service pipes that do not meet City standards from the watermain to the private property line

Phase 2: Victoria Street Church Street

- Excavate the road and dig a trench to access and install the new watermain
- Replace any City-owned water service pipes that do not meet City standards from the watermain to the private property line

Phase 3: Church Street to Sherbourne

- Excavate the road and dig a trench to access and install the new watermain
- Replace any City-owned water service pipes that do not meet City standards from the watermain to the private property line




Restoration:




- When all watermain work is completed crews will resurface the road from Yonge Street to Church Street and permanently restore the road over the watermain trench from Church Street to Sherbourne Street.





You will see water flushing or running in areas along this project which enables the City to clean the new watermain to ensure it meets Toronto Water's servicing and quality standards. There are several test sites in the work zone. Before substandard water services are replaced to properties the contractor ensures Toronto Water's servicing and quality standards are met.

WHAT TO EXPECT DURING CONSTRUCTION

- You may experience dust, noise and other inconveniences. The City will make efforts to reduce the impacts. We appreciate your patience.
- Property owners should remove items located within City property limits (boulevard), such as landscaping and / or decorative objects. If you have a sprinkler system within the boulevard, please contact the Project Manager.
- The City will not be responsible for damage to any privately owned items on City property.

	<p>Work Hours: This project will use periods of extended hours and overnight work. The contractor will complete most work Monday to Saturday, 7:00 a.m. to 7:00 p.m., with work after hours/overnight and on Sundays as required.</p> <p>Extended work hours help to minimize traffic disruption, congestion and to shorten the project duration.</p>
	<p>Pre-Construction Inspection: OZA Inspections will survey all properties within 30 metres of the construction area before construction starts. Participation in the survey is voluntary; however, participating is important in determining if the construction causes damage. The inspection will look at both the interior and exterior of all properties to verify existing conditions. The company will deliver a separate notice requesting a time to set up appointments. All inspection staff will be wearing photo identification and carrying photographic equipment during their work.</p>
	<p>Water Service Disruptions: From time-to-time, the water supply to your property will be shut-off to complete construction; the contractor will provide at least 24-hour advance notice. Throughout the work, it is recommended that you temporarily disconnect any water treatment systems (i.e. softeners or filters), water-cooled air conditioners or similar plumbing fixtures. Automatic lawn sprinkler systems may also be affected, therefore, you may need to water manually. In the event you did not received advanced notice, an emergency water shut off could have been necessary.</p>

	<p>Substandard Water Service Replacement: Please take the time to read the attached fact sheet carefully as it contains important information on lead in drinking water and how to prepare for replacement. If you want to replace your part of the water service pipe, you should get at least three quotes, you can contact the City's contractor for one of your quotes.</p> <p>Water Service Replacement Contractor: Company/Contractor: VIPE Construction Contact Person: Rob Tancreti Phone: (416) 677 4892</p> <p>PLEASE NOTE: any contract entered into to replace water services is between the home owner and the contractor.</p>
	<p>Road and Sidewalk Access: In order to complete the work in a safe manner, there will be road and sidewalk restrictions within the construction work zone. Access for emergency vehicles will be maintained at all times.</p> <p>Driveway Access: The contractor will notify you of any temporary restrictions to your driveway access. If your property has two entrances, one entrance will be kept open at all times.</p>
	<p>Traffic Management: Efforts have been made to manage traffic in the area for the safety of workers, road users and residents.</p> <p>Road users should expect delays and increased traffic on nearby main and side streets.</p> <p><u>Day 1 August 8th Victoria Street to Yonge Street</u></p> <ul style="list-style-type: none"> • WESTBOUND ONLY - Traffic to be maintained ONE-WAY, travelling WESTBOUND to Yonge St. • NORTHBOUND ONLY - Traffic exiting the CF Toronto Eaton Centre directed by Paid Duty Officer • NO VEHICLE OR BICYCLE ACCESS TO YONGE ST. • NO VEHICILE TURN movements at Yonge Street, straight access into CF Toronto Eaton Centre. <p><u>Phase 1: Victoria Street to Yonge Street August 9th – 12th</u></p> <ul style="list-style-type: none"> • WESTBOUND ONLY - Traffic to be maintained ONE-WAY, travelling WESTBOUND to Yonge St. • SOUTHBOUND ONLY - Traffic exiting the CF Toronto Eaton Centre directed by Paid Duty Officer. • NO VEHICLE OR BICYCLE ACCESS TO YONGE ST. • NO VEHICILE TURN movements at Yonge Street, straight access into CF Toronto Eaton Centre. <p><u>Phase 2 & 3: Victoria Street to Sherbourne Street August 15- November 30th</u></p> <ul style="list-style-type: none"> • One lane in each direction will be available on Shuter Street • Work at intersections will be scheduled at night to reduce traffic impact, turn movements will be maintained.

	<ul style="list-style-type: none"> • There will be planned days for asphalt laying that will require one lane of alternating traffic. • Phase 1 traffic management will be restored to pre-construction conditions during this phase.
	<p>Cyclists: If travelling on Shuter Street, please share the traffic lane in the active work zones.</p>
	<p>Parking: Parking in the active work zone is not permitted due to space requirements for construction equipment and materials. If your parked vehicle affects the construction work, it will be re-located with no charge to the owner. If your vehicle is moved, please contact parking control for its location at 416-808-2222.</p> <p><i>In the event you receive a traffic ticket for on-street parking during this period of construction, please immediately contact the Project Manager listed below, so that your ticket can be cancelled.</i></p> <p>Please note that parking tickets cannot be cancelled if vehicles were parked in illegal parking spots such as in front of a fire hydrant or in no parking zones, or if they are submitted to the Project Manager later than three days after receipt.</p>
	<p>Garbage & Recycling: Please follow your normal routine. If required, the contractor will move bins to an appropriate location and return them. <i>Please ensure that you label your bins with your address.</i></p>
	<p>Asbestos in Asphalt Asbestos Location: From Victoria St. to just east of Victoria Laneway (approx. 60m max) As part of the work, the City must test the removed asphalt to be removed for asbestos. If our tests show that there is 0.5% of asbestos in the asphalt, The City will remove it. This is below levels of concern to the Ministry of the Labour.</p> <p>Asbestos was used in asphalt mixes throughout the 1970s and early 1980s to improve the performance of the asphalt. Air quality monitoring conducted by the City of Toronto at other sites has not detected asbestos fibres in the air as a result of resurfacing of asphalt. The risk of exposure to asbestos for workers and bystanders is low.</p> <p>As a precaution, the City's contractor will follow these steps:</p> <ul style="list-style-type: none"> • Wet the pavement during asphalt cutting, grinding or removal • Attach dust collecting devices with HEPA filters to equipment, where possible, to prevent dust from becoming airborne • Provide personal protective equipment, such as disposable coveralls and respirators, to on-site workers upon request, and • Transport and dispose of asphalt containing asbestos at provincially approved disposal sites.

NEED MORE INFORMATION?

If you have questions about this work, please contact us and quote **Contract # 16ECS-TI-18SP**.

Project Manager	Julie Sharma, jsharma@toronto.ca 416-396-7157
TTY Hearing Impaired Service	416-338-0889 (Daily 8 a.m. – 5 p.m., closed holidays)
General inquiries	311
Website	toronto.ca/downtownconstructionprojects

Thank you for your patience. Building a great city takes time. Better infrastructure for all of us is worth the wait